

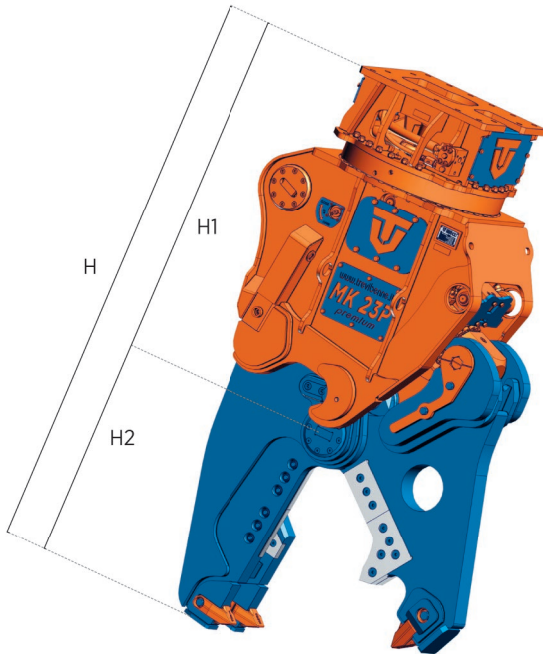


MK SERIES

PREMIUM
line

**IMPACT
BOOSTER
TECHNOLOGY**

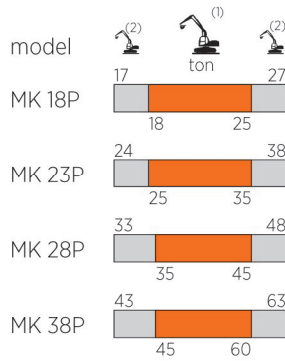
- MULTI KIT PULVERIZER
- FRANTUMATORE MULTI KIT
- BROYEUR MULTI KIT
- DEMOLEDOR MULTI KIT
- MULTIPROZESSOREN



		MK 18P	MK 23P	MK 28P	MK 38P
body	kg.	1345	1540	2015	2390
H1	mm.	1270	1330	1385	1465
punch	bar	250	250	250	250
punch	l/min.	130 / 200	180 / 250	230 / 300	250 / 300
punch max	bar	140	140	140	140
punch	l/min.	20 / 40**	20 / 40**	25 / 50**	25 / 50**

H = H1+H2

**Double motor / **Doppio motore / **Double moteur / **Doble motor / **Doppelmotor



(1) Optimum excavator-equipment combination
 Accoppiamento escavatore-attrezzatura ottimale
 Couplage pelle-équipement optimal
 Acoplamiento excavadora-implemento optimal
 Optimale Bagger-Ausrüstung Kombination

(2) Possible excavator-equipment combination
 Accoppiamento escavatore-attrezzatura possibile
 Couplage pelle-équipement possible
 Acoplamiento excavadora-implemento posible
 Mögliche Bagger-Ausrüstung Kombination

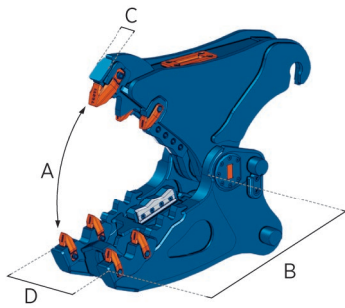


HARDOX®
WEAR PLATE



HARDOX®
IN MY BODY

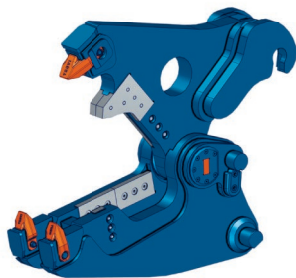


KIT FR


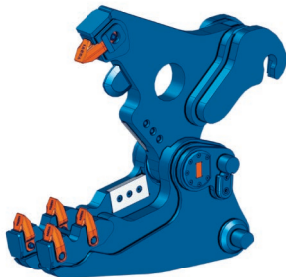
		MK 18P	MK 23P	MK 28P	MK38P
	kg.	780	1000	1425	1880
A	mm.	750	850	905	1030
B	mm.	720	780	820	935
C	mm.	300	300	360	395
D	mm.	465	485	590	630
	mm.	220	260	260	260
H2	mm.	950	1065	1145	1240
	∅ max	40	45	50	60
	IPN max	/	/	/	/
	HEA max	/	/	/	/
	max	/	/	/	/

KIT CS


		MK 18P	MK 23P	MK 28P	MK38P
	kg.	650	1020	1310	1605
A	mm.	410	515	520	550
B	mm.	485	545	560	630
C	mm.	100	120	130	130
D	mm.	330	380	440	440
	mm.	470	510	565	620
H2	mm.	785	910	965	1055
	∅ max	55	65	70	80
	IPN max	240	380	400	450
	HEA max	180	240	260	280
	max	/	/	/	/

KIT CB


		MK 18P	MK 23P	MK 28P	MK38P
	kg.	760	1185	1400	1900
A	mm.	690	815	850	960
B	mm.	750	800	815	885
C	mm.	110	130	130	130
D	mm.	320	350	415	450
	mm.	420	480	500	500
H2	mm.	1010	1145	1185	1290
	∅ max	45	50	55	75
	IPN max	/	/	/	/
	HEA max	/	/	/	/
	max	/	/	/	/

KIT HC


		MK 18P	MK 23P	MK 28P	MK38P
	kg.	720	1160	1350	1820
A	mm.	780	940	960	1005
B	mm.	750	800	815	875
C	mm.	110	130	130	180
D	mm.	320	350	400	430
	mm.	175	240	250	250
H2	mm.	1010	1145	1200	1310
	∅ max	45	50	55	65
	IPN max	/	/	/	/
	HEA max	/	/	/	/
	max	/	/	/	/

KIT CL


		MK 18P	MK 23P	MK 28P	MK38P
	kg.	*	1045	*	*
A	mm.	*	355	*	*
B	mm.	*	465	*	*
C	mm.	*	145	*	*
D	mm.	*	390	*	*
	mm.	*	400	*	*
H2	mm.	*	640	*	*
	∅ max	*	/	*	*
	IPN max	/	/	/	/
	HEA max	/	/	/	/
	max	/	12	/	/

*Available on request / *Disponibile su richiesta / *Disponible sur demande / *Disponibile a petición / *Verfügbar auf Anfrage