




See product video




Attachments / **Railway**


Sleeper Changer RBS

Well-proven and flexible sleeper changer

The Sleeper Changer RBS features well-proven angles and strength in the blade. The blade is used to remove ballast, after which the sleeper is gripped by two robust, hydraulically operated grips and pulled from the ballast bed. A new sleeper can then be positioned and finally the blade is used to refill ballast.

The adjustable depth makes it highly flexible, and the load-holding valve guarantees safe lifts even in the event of a hydraulic pressure drop.

 Do you have any questions? Contact us!

 **Smooth operation**
Low weight

 **High flexibility**
Adjustable blade depth

More information

Features

- Robust gripping claw with two hydraulically operated jaws
- Load-holding valve ensures safe handling of the gripping function

Detailed description

- Weight: 630 kg
- Width: 2700 mm
- Max load: 2000 kg
- Grab opening: 0–440 mm
- 1435 mm track gauge (can be adapted to other track gauges)
- Made of high tensile steel

Operating Machine


- Recommended machine weight: 10–24 tons
- One hydraulic circuit
- Max pressure: 200 bar
- Oil flow: 30–60 l/min

Accessories

Fully automatic quick coupler systems from all manufacturers

Product	Operating weight	Item number	Bracket	Type	Weight (kg)
RBS	10 - 24	155-00107-000-00	S45	For Tiltrotator	630
RBS	10 - 24	155-00109-000-00	S50	For Tiltrotator	630
RBS	10 - 24	155-00111-000-00	S60	For Tiltrotator	630

Product description and accessories



1. Moveable gripping arm

2. Fixed gripping arm

3. Support rubber against sleeper

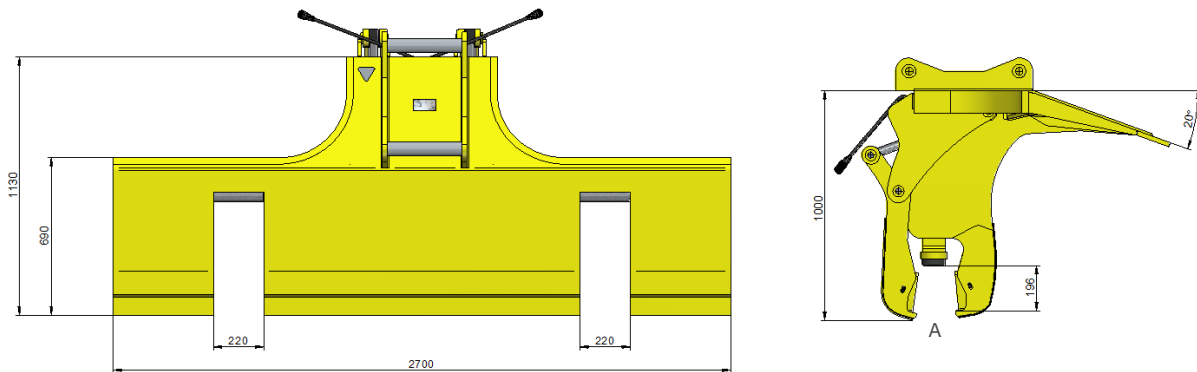
4. Adjustable rail roller with bushing

5. Hydraulic cylinder

6. PUR rubber

6. Wear steel

Technical specification



Opening width A (mm)	Length (mm)	Load capacity (kg)	Hydraulic pressure max (bar)
0-440	2700	2000	200